

Community Impact Measurement Results

NeighborWorks Anchorage

Anchorage, AK

Below is set of summary reports for some of the data your organization collected and entered in the Success Measures Data System (SMDS) from resident surveys, block and parcel observations as part of the Community Impact Measurement project.

This is intended to provide a “snapshot” of some of the results for your organization. We expect that this set of findings will stimulate further analysis and interpretation locally; we know that many NWOs have already done further analysis, interpretation and sharing of their results in various ways.

In reviewing this summary, please bear in mind:

- Only the data entered into SMDS for your organization has been exported for this analysis.
- The questions/tools that generated this data are on the NWO Members site and accessible on SMDS through your login.
- There is usually some variation in the number of respondents from question to question because respondents don't answer every question.
- When comparing percentages (e.g., % renters/owners) be aware that the size of each subgroup can vary greatly so the same percentage represents a different number of respondents.

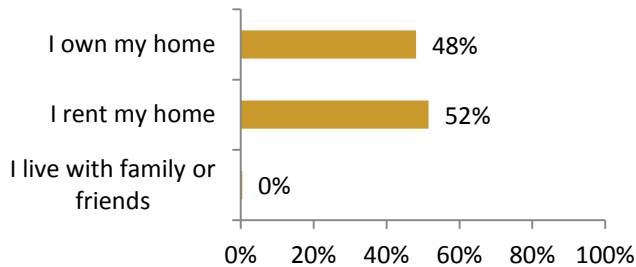
We encourage you to drill down in more detail where you find it may be useful to your work. You have direct access to all of your data through SMDS. NeighborWorks America continues to offer assistance and support in analyzing and using the results through:

- Live and recorded webinars on analysis, presentation and using info plus posted examples of how other NWOs are analyzing/using their results (NWO Members website or contact Calece Johnson at cjohnson@nw.org)
- Reference materials on Evaluation Learning Center (login through SMDS)
- Continued assistance from Success Measures (staff or consultants) for more in-depth analysis and support for ways to use the results (contact Nancy Kopf at nkopf@nw.org)

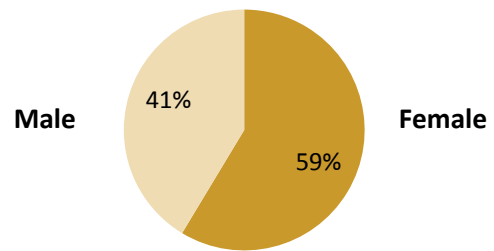
RESPONDENT DEMOGRAPHICS

Number of Respondents **259**

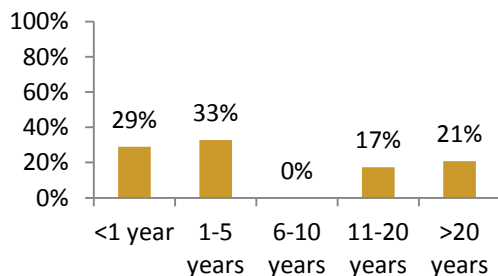
Rent/Own



Gender



Length of Residency

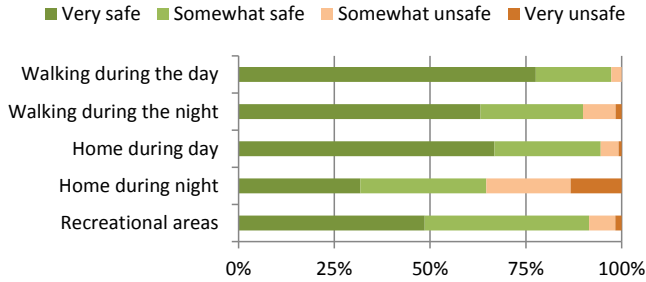


Race/Ethnicity

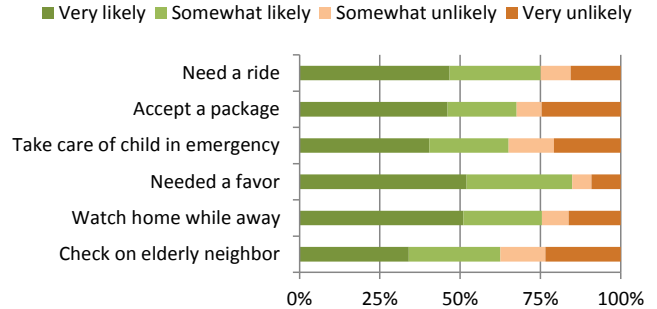
Caucasian/White	42%
Mixed Race	8%
American Indian/Aleut/Eskimo/Alaska Native	9%
Asian	12%
Black African American	9%
Native American/Pacific Islander	8%
Latino/Hispanic	11%

RESIDENT EXPERIENCE

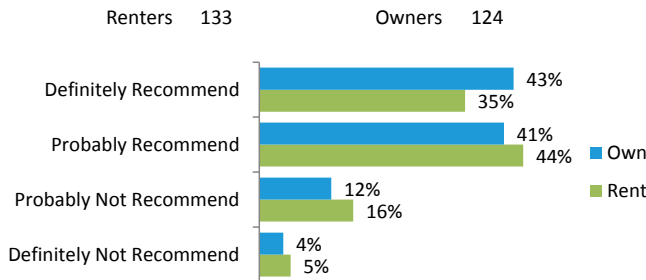
Perceptions of Personal Safety



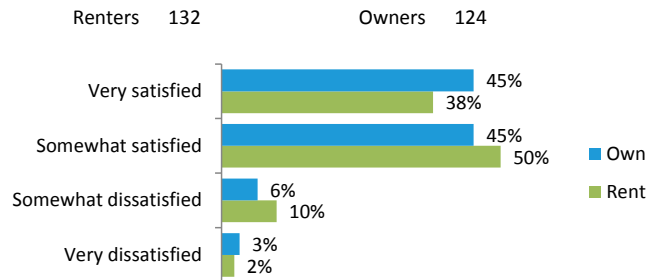
Likelihood of Neighbors Helping



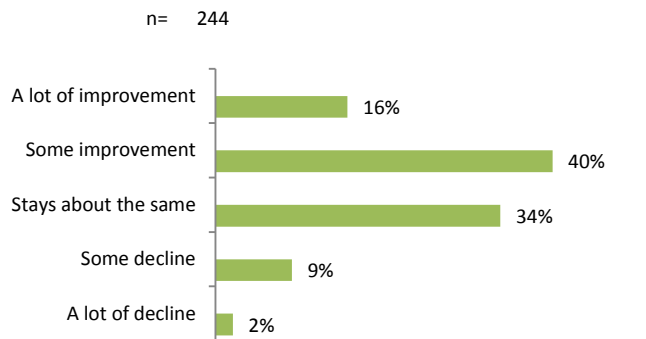
Likely to Recommend Community as Good Place to Live



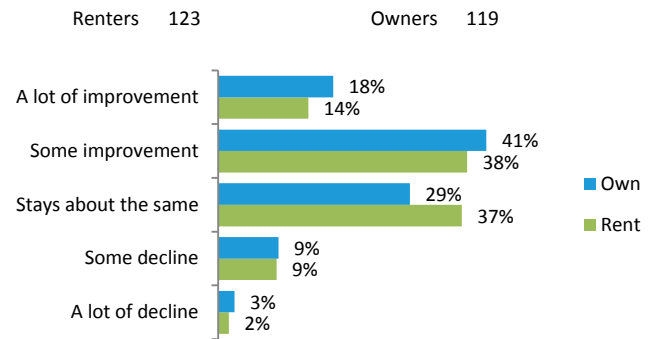
Satisfaction with Living in Community



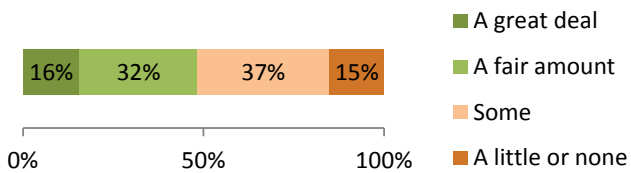
Perception of Community Change Next 3 years



Perception of Community Change Next 3 years

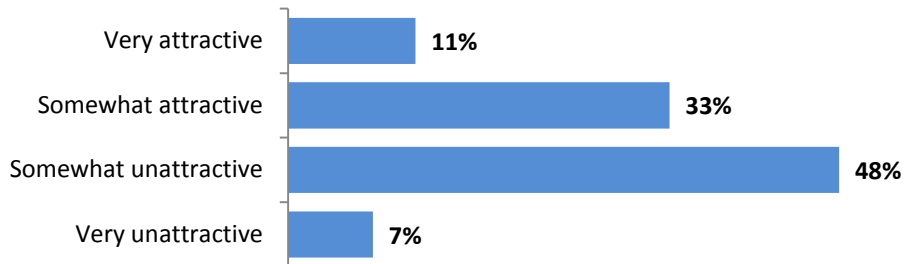


Ability to Make a Positive Difference



OBSERVATIONS
BLOCKS
Overall Attractiveness of Blocks

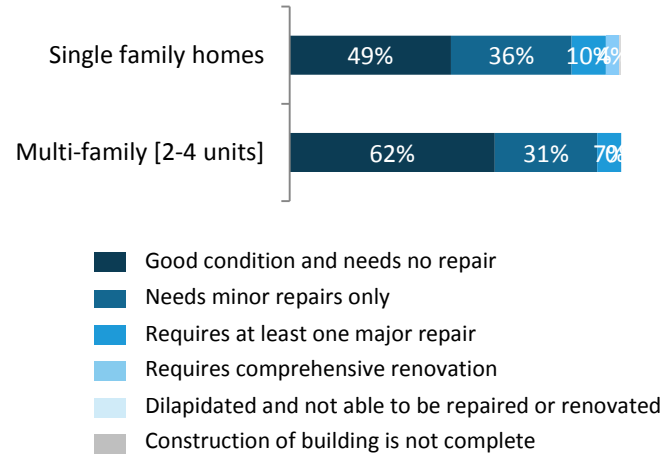
n = 27



BUILDINGS

Types of Buildings	328
Single family homes	214
Multi-family [2-4 units]	110
Multi-family [5 or more units]	0
Commercial/Office	2
Industrial	2
Mixed use without residential	0
Mixed use with residential	0
Other	0

Conditions of Buildings



Need for Repairs in Single Family Homes

In need of minor repairs

In need of major repairs

